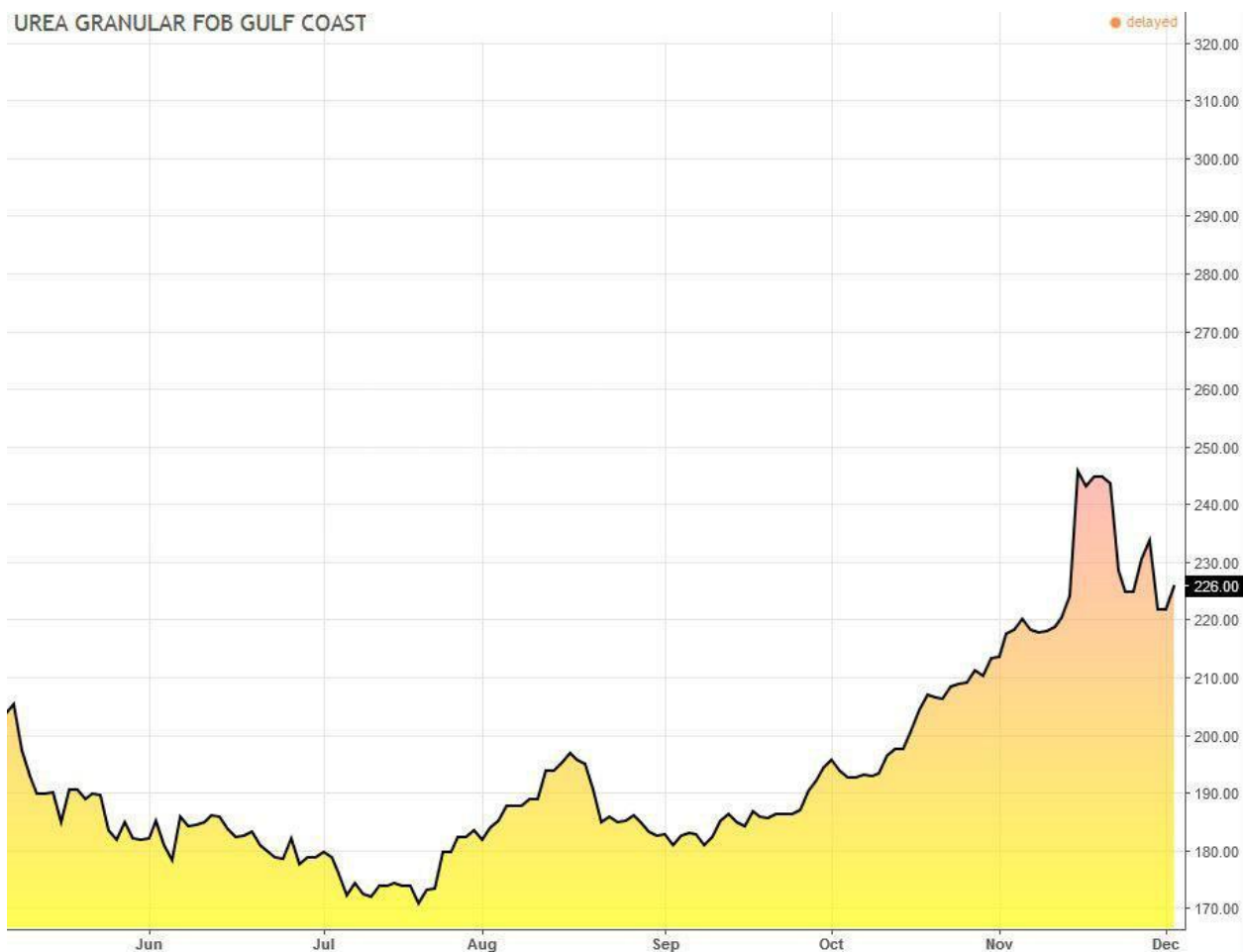


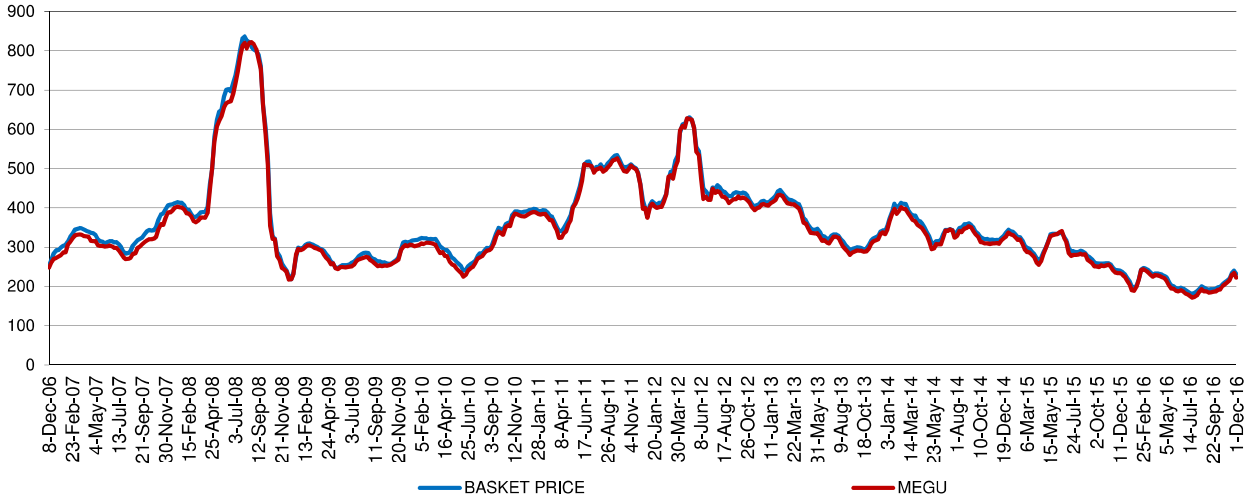
قیمت اوره :

قیمت اوره در خلیج فارس در معاملات فیوچرز \$۲۲۶ در بازار نقدی ۲۲۰-۲۲۵ دلار -در آمریکا \$۲۱۸-در هند و چین ۲۳۰-۲۳۵ دلار روند صعودی کوتاه مدت پایدار نیست و بالاتر از \$۲۳۵ شاهد عدم پایداری قیمت‌ها هستیم.

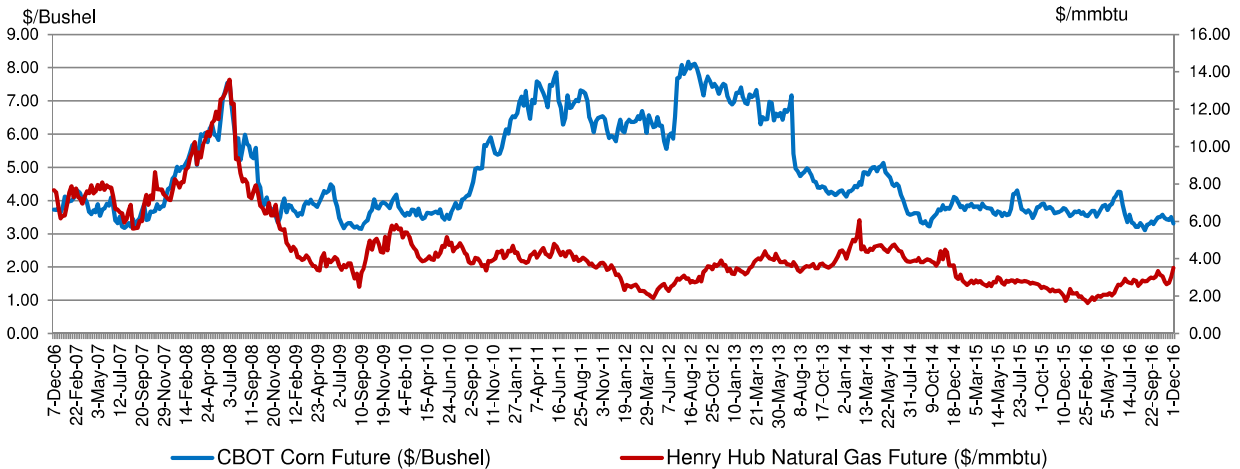




1 December 2016 Granular Urea Basket Price vs MEGU



CBOT Corn Futures & Henry Hub Natural Gas Futures



Summary

SWAP Settlements - 1 December 2016

Urea Granular FOB US Gulf (USD per S. Ton)	
Month	Settle
Dec 2016	\$219.75
Jan 2017	\$222.00
Feb 2017	\$221.50

	This week	Variance	24 Month Low	24 Month High
Basket Price (USD per M. Ton)	\$231.81	(\$8.43)	\$181.32 7/21/16	\$345.05 1/9/15
MEGU (USD per M. Ton)	\$222.17	(\$12.66)	\$171.33 7/21/16	\$341.17 6/19/15
CBOT Corn Future (USD per Bushel)	\$3.316 12/1/16	(\$0.190)	\$3.110 9/1/16	\$4.300 7/16/15
Henry Hub Natural Gas Future (USD per mmbtu)	\$3.505 12/1/16	\$0.479	\$1.639 3/3/16	\$3.649 12/4/14

- SWAP Quotes are from CME

- Index is the arithmetic average of Green Markets, Fertecon, FMB granular urea midpoint prices of this week.

- The Corn future price is from CBOT settlement of last price for the next delivery month.

- The Henry Hub natural gas future price is from the NYMEX settlement or last price for the next delivery month.